



BULKLINER ULTRACUBE

COMBINATION OF ROBUSTNESS AND USEFUL LOAD



www.benalu.com - facebook : [benaluofficiel](#) - youtube : [benalu constructeur](#)



Type: Trailer body

Chassis: aluminium

Box: aluminium

Useful length: from 10.60 m to 11.30 m

Box shape: trapezoidal

Volume: from 64 to 68 m³

Usage : industrial & household waste, glass, scrap, etc.



- **Reinforced ultra box:** doubling thicknesses on the rear third of the box
- **Trapezoidal box** for optimum volume
- **Unhooked aluminium chassis** to optimise volume and improve stability
- **Inclined floor** providing better run-off
- **Rear door without beam** suitable for unloading scrap

OPTIONS DESIGNED FOR OPTIMUM USAGE!

- Double thickness along the entire length
- Straight or inclined front according to your requirements
- EASYTARP™ or side tarpaulin
- Unlimited choice of colours and configurations
- Rear doors as required
- Rear and side reinforcement
- etc.

Examine the various available options on www.benalu.com

BULKLINER ULTRACUBE

COMBINATION OF ROBUSTNESS AND USEFUL LOAD



www.benalu.com - facebook : [benaluofficial](https://www.facebook.com/benaluofficial) - youtube : [benalu constructeur](https://www.youtube.com/channel/UCbenaluconstructeur)

TECHNICAL SPECIFICATIONS



Double stiffeners

Box profile with double stiffeners on the rear section, providing minimum deformation.



Double-leaf door

Single double-leaf rear door closure having remote locking and a reinforced frame.



Optimum unloading

Door opening without beam that ensures total removal when unloading.



Rounded box angle

Rounded angles that limit retention of the product when tipping and encourages run-off.




Trapezoidal box

Trapezoidal shaped box which optimises volume and eases run-off of the product.



Bâchage latéral

Tarpaulin with manual side winding of varying thicknesses.



Reinforced upper edge

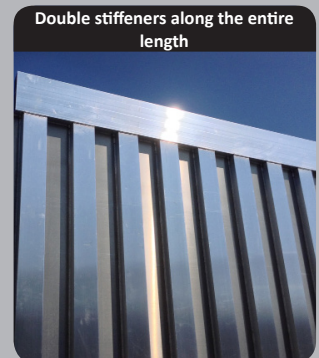
Reinforced upper part with an edge of 260mm high on more than 65 mm width.

OPTIONS & VARIANTS



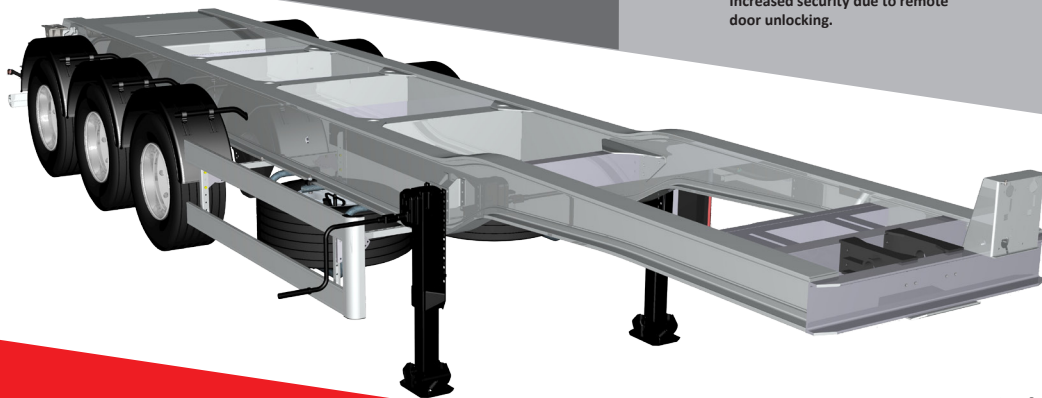
Remote door unlocking

Increased security due to remote door unlocking.



Double stiffeners along the entire length

Double stiffeners on the entire sides to improve strength.



100% aluminium detached chassis
Volume optimisation and improvement of stability

Rue Fresnel - BP 10002 - 62801 LIEVIN Cedex - France
E-MAIL : contact@benalu.com
WEBSITE : www.benalu.com / www.bennesmarrel.com
FACTORY : Tel. +33 (0)3 21 79 43 00
REPAIRS : Tel. +33 (0)3 21 79 43 70
SPARE PARTS: Tel. +33 (0)3 21 79 43 33